

# DM100/DM50

## cap and rod grinding machine


Cap and rod grinding machine is mainly used when grinding the connecting rod and its end faces for the engines of automobile, tractors and so on.

### DM100


Longitudinal movement of grinding head with guide screw. Precise and convenient control of grinding removal by turning the handwheel with scales. The shim plate can be slightly adjusted to accurately regulate the degree of parallelism between the grinding face of workpiece and the end-face of grinding wheel so that the processing requirements can be fully satisfied with a high precision of grind. The lateral shifting of the trailing bar adopts the gear-rack structure to adapt to different grinding speeds, with an easy operation.

### DM50

The DM50 is small size , light weight , and simple construction , it is easy moving , easy operating , dependable precision, it is a very good economic and suitable for user.




DM100



DM50

### Technical Specifications

Model	DM100	DM50
Max. outside dimension of cap	Φ 275 mm	Φ 160 mm
Maximum thickness of the connecting rod	100 mm	50 mm
Motor power	0.75 Kw	0.55 Kw
Overall dimensions(L x W x H)	920x750x350 mm	520x490x310 mm
Packing dimensions(L x W x H)	1360x890x620 mm	700x600x500 mm
N.W./G.W.	150/180 kg	180/200 kg



DM100